

# AC Current Transducer CVM 600 H

**$I_{PN}=7.5-15-30-60A$**

Transducer for the electronic measurement of AC sinusoidal waveforms, with galvanic isolation between the primary (High power) and the secondary circuit (Electronic circuit).



RoHS COMPLIANT



## Operating performances ( AT =25 )

Primary current	$I_{PN}$	7.5,15,30,60	A
Output signal	$I_{OUT}$	4~20	mA/dc
Supply voltage ( $\pm 5\%$ )	$V_{CC}$	18	Vdc
Load resistance	$R_L$	< 250	$\Omega$
Accuracy	$\epsilon_L$	$\pm 1$	%
Linearity	L	$\pm 0.2$	%
RMS Isolation voltage test, 50Hz,1min	X	2	KV
Frequency bandwidth (3db)	f	10Hz~60KHz	Hz

## General data

Operating temperature	$T_O$	-25~ +70	
Storage temperature	$T_S$	-40~ +80	
Operating Humidity		0 - 95	% RH
Storage Humidity ( Non-Condensing )		0 - 98	% RH
Mass	m	135g	
Note		Insulated plastic case recognized according to UL 94-V0	

## Features

AC sinusoidal measurement	Panel mounting
Average responding	Current output

## Applications

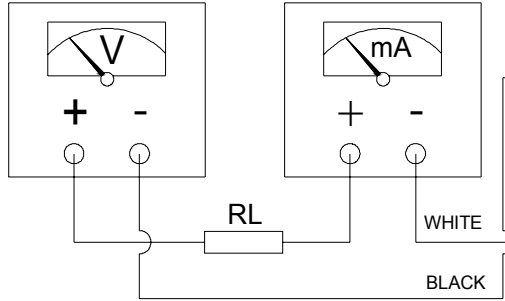
Automation systems	Analog current reading for remote monitoring(e.g.motor)
Panel meters	Simple connection displays power consumption.

## Advantages

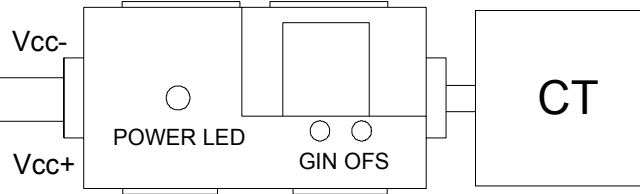
Easy to mount	High isolation between primary and secondary circuits
---------------	---

**Connection**

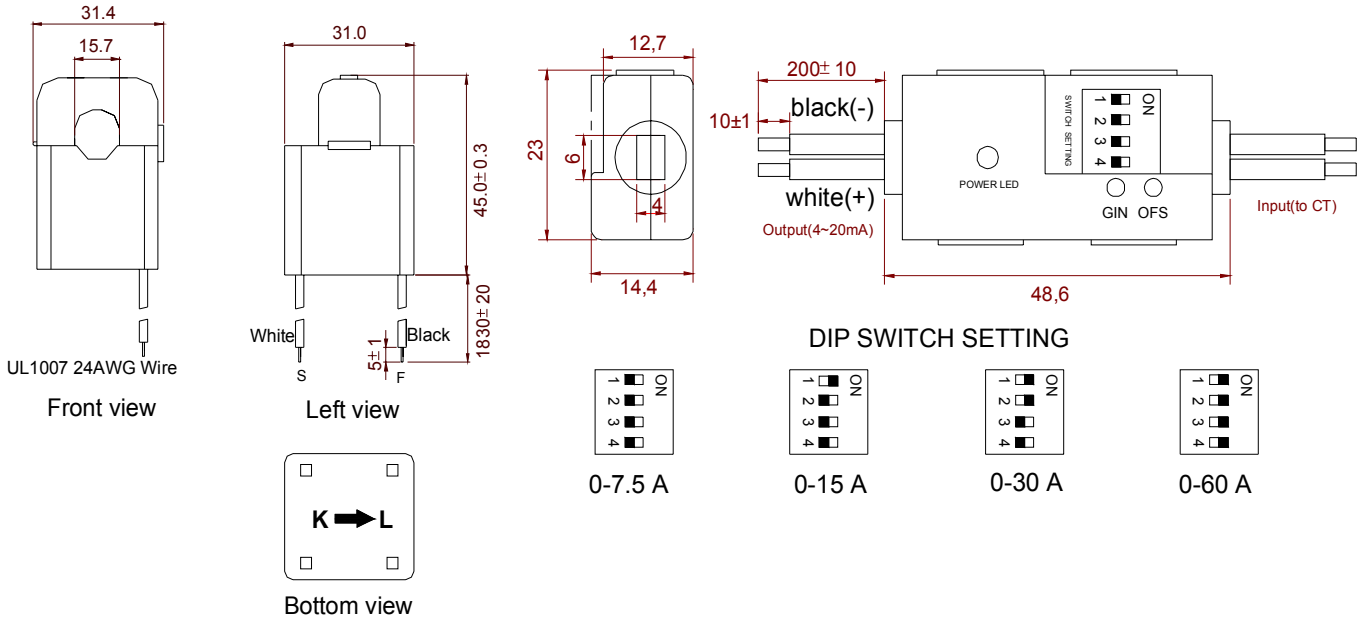
DC POWER SUPPLY AMPERE METER



TRANSDUCER



**Dimensions (unit: mm)**



**Remarks**

Temperature of the primary conductor should not exceed 60