



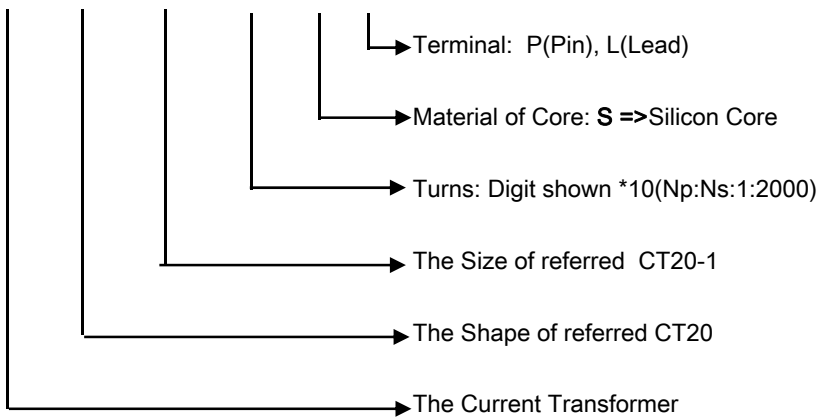
Current Transformer For Electric Control Unit (50/60Hz)

RoHS Compliant
 CE- Approved

Part Number	Electrical Characteristic							Mechanical Dimensions			Photos
	I _R (A)	I _S (A)	R _L (Ω)	KV	Primary Turns	Acc.Class %	Rates (VA)	mm/inch			
								OD	ID	HT	
CT20-1-030ST	30	0.1	4	0.66	4	0.5,1.0	1.0(1.5)	38*61 1.496*2.402	24.5*30.6 .965*1.205	80 3.150	
CT20-1-040ST	40	0.1	4	0.66	3	0.5,1.0	1.0(1.5)				
CT20-1-050ST	50	0.1	4	0.66	2	0.5,1.0	1.0(1.5)				
CT20-1-060ST	60	0.1	4	0.66	2	0.5,1.0	1.0(1.5)				
CT20-1-075ST	75	0.1	4	0.66	2	0.5,1.0	1.0(1.5)				
CT20-1-100ST	100	0.1	4	0.66	1	0.5,1.0	1.0(1.5)				
CT20-1-150ST	150	0.1	4	0.66	1	0.5,1.0	1.0(1.5)				
CT20-1-200ST	200	0.1	4	0.66	1	0.5,1.0	1.0(1.5)				
CT20-1-250ST	250	0.1	4	0.66	1	0.5,1.0	1.0(1.5)				
CT20-1-300ST	300	0.1	4	0.66	1	0.5,1.0	1.0(1.5)				
CT21-1-200ST	200	0.5	4	0.66	1	0.5,1.0	5	41.3*74.6 1.625*2.937	41.5*42.5 1.634*1.673	99.5 3.917	
CT21-1-250ST	250	0.5	4	0.66	1	0.5,1.0	5				
CT21-1-300ST	300	0.5	4	0.66	1	0.5,1.0	5				
CT21-1-400ST	400	0.5	4	0.66	1	0.5,1.0	5				
CT21-1-500ST	500	0.5	4	0.66	1	0.5,1.0	5				
CT21-1-600ST	600	0.5	4	0.66	1	0.5,1.0	5				

Nomination

CT 20 - 1 - 200 S I



1. KV
2. PrimaryTurns
3. Rates(VA)

Test Circuit

