
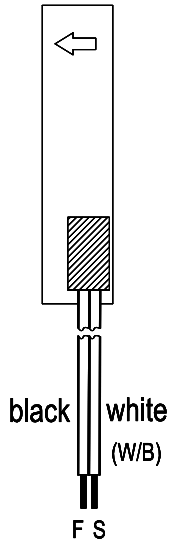
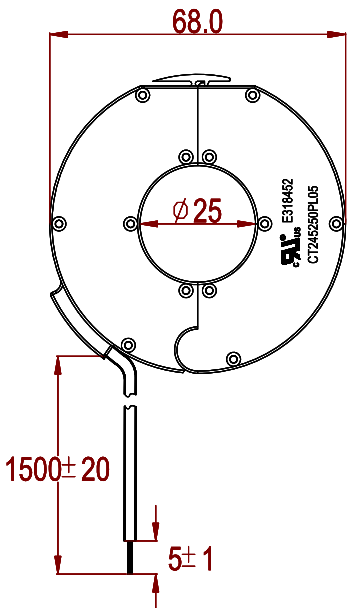
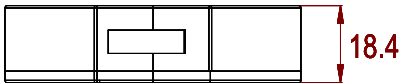


Split Core Current Transformers 50/60Hz CT245 and CT242 Series

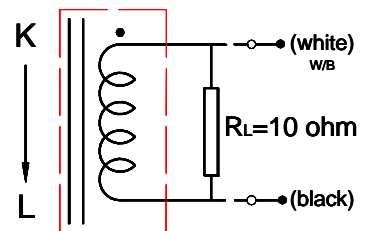
UL/CE- Approved
 RoHS Compliant

Part Number	Electrical Characteristic				Photo
	Current Ratio	Accuracy Class (%)	Turns Ratio (Np:Ns)	RL (Ω)	
CT24-5-100P	100A /100mA	1%	1:1000	10Ω	
CT24-5-150P	100A /66.66mA	1%	1:1500	10Ω	
CT24-5-200P	130A /65mA	1%	1:2000	10Ω	
CT24-5-250P	150A /60mA	0.5%	1:2500	10Ω	
CT24-5-300P	150A /50mA	0.5%	1:3000	5Ω	
CT24-5-500P	200A /40mA	0.5%	1:5000	10Ω	
CT24-5-600P	250A /41.6mA	0.5%	1:6000	10Ω	
CT24-2-150P	150A /100mA	1%	1:1500	10Ω	
CT24-2-200P	200A /100mA	0.5%	1:2000	10Ω	
CT24-2-250P	200A /80mA	0.5%	1:2500	10Ω	
CT24-2-300P	250A /83.3mA	0.5%	1:3000	10Ω	
CT24-2-500P	300A /60mA	0.5%	1:3000	10Ω	
CT24-2-6.00P	300A /50mA	0.5%	1:3000	10Ω	

Mechanical Dimensions in mm

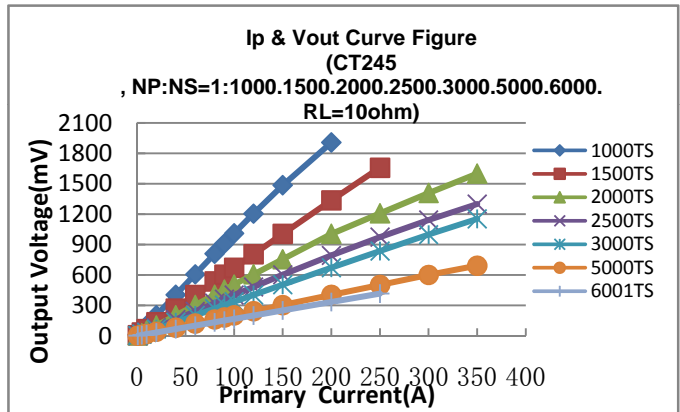
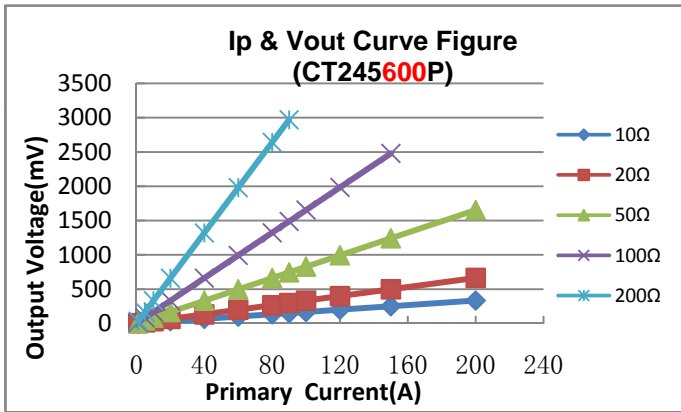
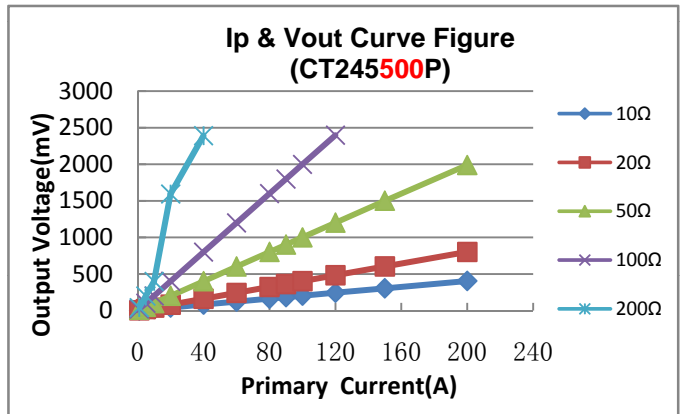
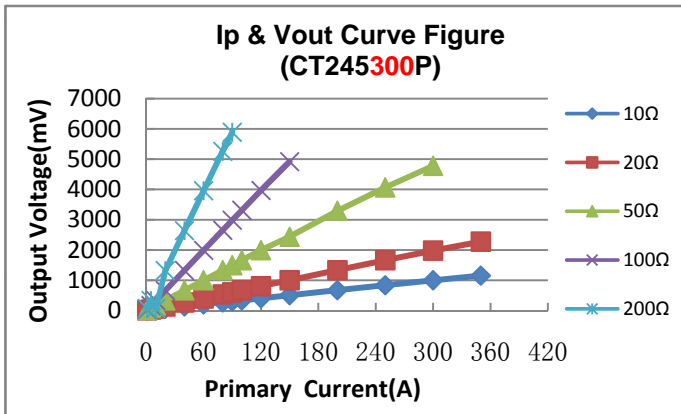
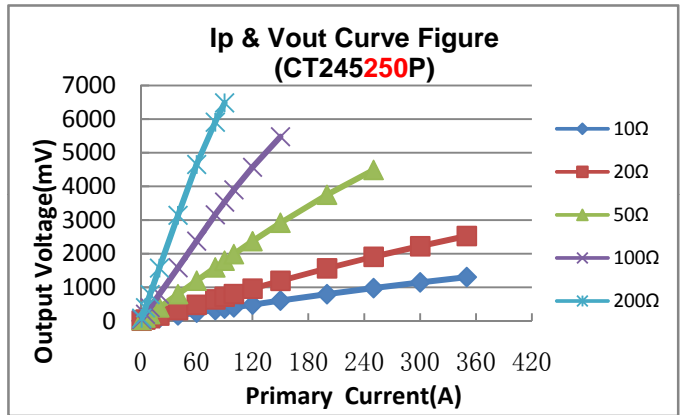
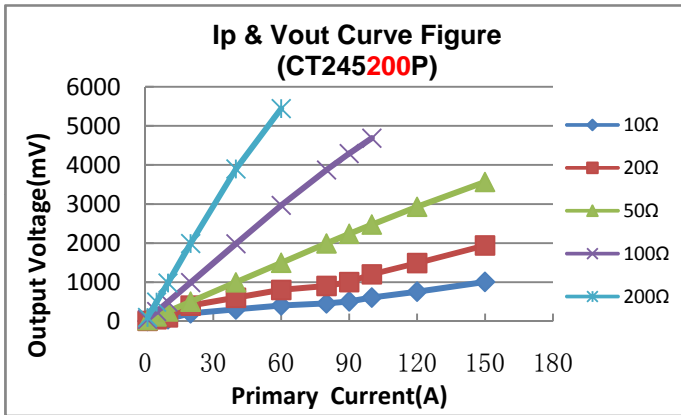
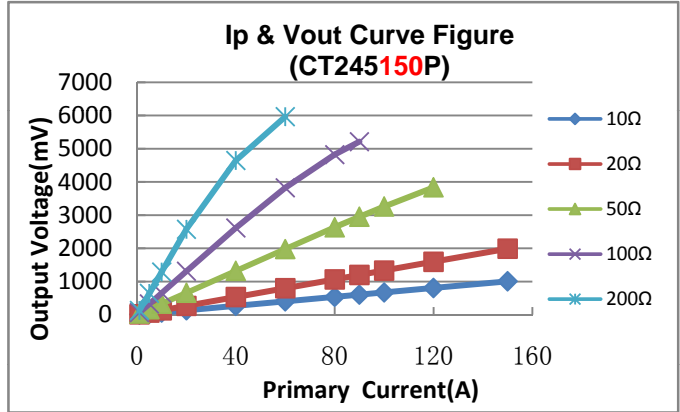
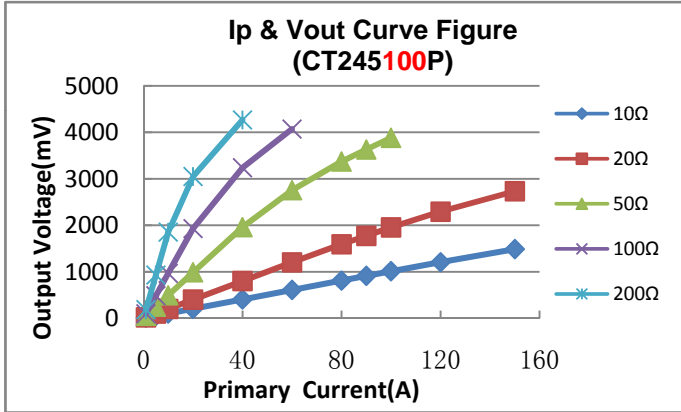


Test Circuit:



AC Current Transformer 50/60 Hz CT24-5 Series

RoHS Compliant
 CE/UL- Approved



CT24-2 Series

