

ACF19072



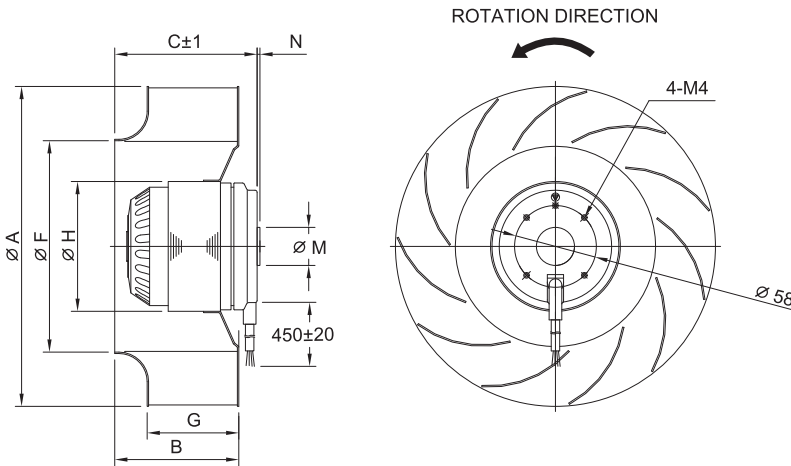
Ø190x72mm, 2 Poles
(Ø7.48"x2.83")



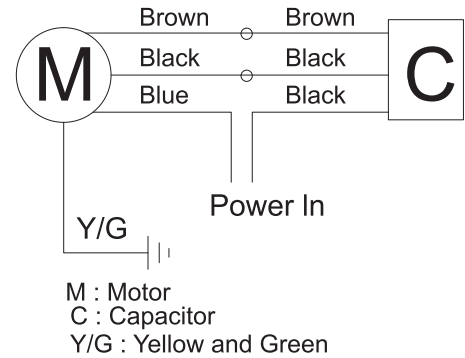
MOTOR	Outer rotor motor Ø92mm
IMPELLER	Metal
BEARING	Ball
TERMINATION	Lead Wire
DIELECTRIC STRENGTH	5mA Max.at 1500 VAC for 1 minute
INSULATION	Class F
INSULATION RESISTANCE	10M Ohms Min. @500VDC
OPERATING TEMPERATURE	0 °C ~ + 65 °C
SAFETY	Thermally Protected
WEIGHT	1.6kg
ROHS COMPLIANCE	YES

190 mm

DIMENSION



WIRE DIAGRAM



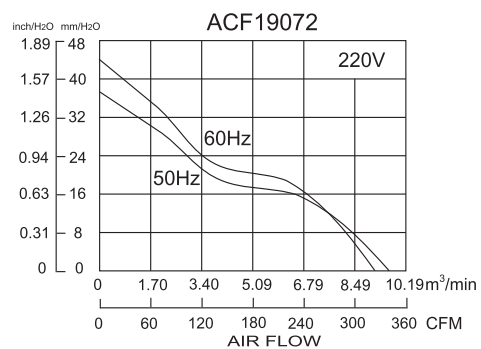
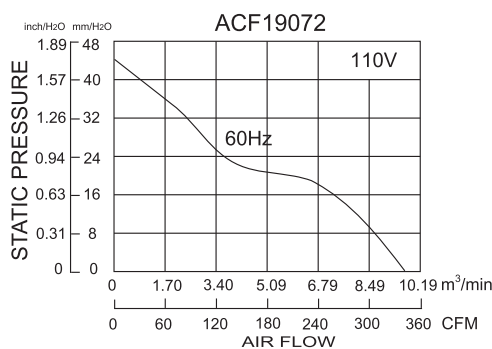
UNIT:mm

MODEL NO.	DIMENSION(mm)								WEIGHT (Kg)
	A	B	C	F	G	H	M	N	
ACF19072-2P	190	64	72	133	46	92	27	2	1.6

SPECIFICATION

MODEL NO.	RATED VOLTAGE (V)	FREQUENCY (Hz)	RATED CURRENT (A)	INPUT POWER(W)	SPEED (RPM)	MAX. AIR PRESSURE		MAX. AIR FLOW		NOISE dB(A)@1M	CAPACITOR uF/Vac
						inchH ₂ O	mmH ₂ O	CFM	m ³ /min		
ACF19072V1H2P	110	60	0.8	86	2385	1.76	44.4	336	9.50	61	8/250
ACF19072V2H2P	220	50/60	0.032/0.40	73/86	2410/2385	1.48/1.74	37.7/44.4	336/326	9.50/9.25	61/63	2/450

AIR PERFORMANCE



190mm

AC/DC/EC Centrifugal Fans & Blowers