

SRIDB4432 SERIES ~ Balun Transformers



RoHS Compliant

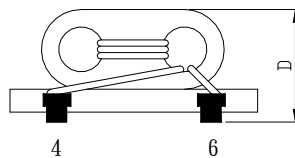
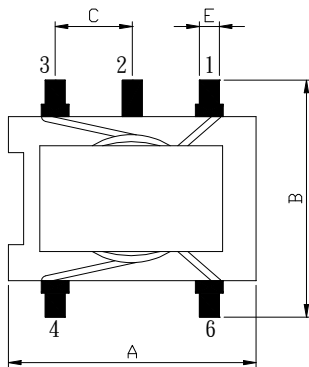
FEATURES

- * Base pin terminal treated, allowing mounting as is on a PCB.
- * Windings use paired wires for high uniformity.
- * RoHS compliant.

APPLICATIONS

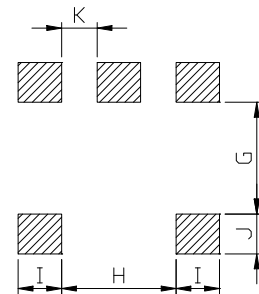
- * Double balance mixers, broad-band transformers, impedance transformers, etc.
- * Ideal for use in double balanced mixers, and as broad band transformers, transistors and for impedance conversion.

SHAPES AND DIMENSIONS ,



PCB LAYOUT

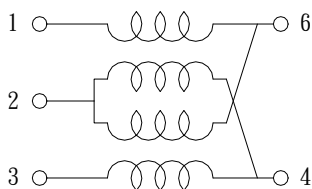
UNIT : mm



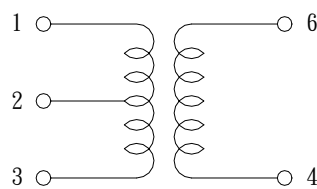
A=4.5 Max. B=5.5 Max. C=1.5±0.1 D=3.5 Max. E=0.5 Ref.

G=3.5 Ref. H=1.9Ref. I=1.1 Ref. J=1.1 Ref. K=0.4 Ref.

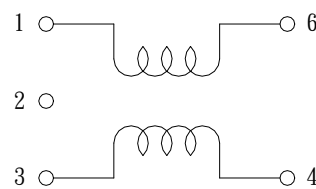
PIN CONNECTION



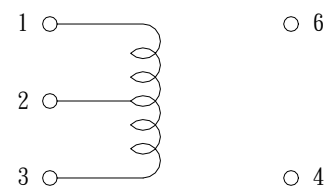
Double Balanced
Fig. 1



Mixer Transformer
Fig. 2



Balun Transformer
Fig. 3



Distributor
Fig. 4

SRIDB4432 SERIES ~ Balun Transformers



RoHS Compliant

SPECIFICATION TABLE

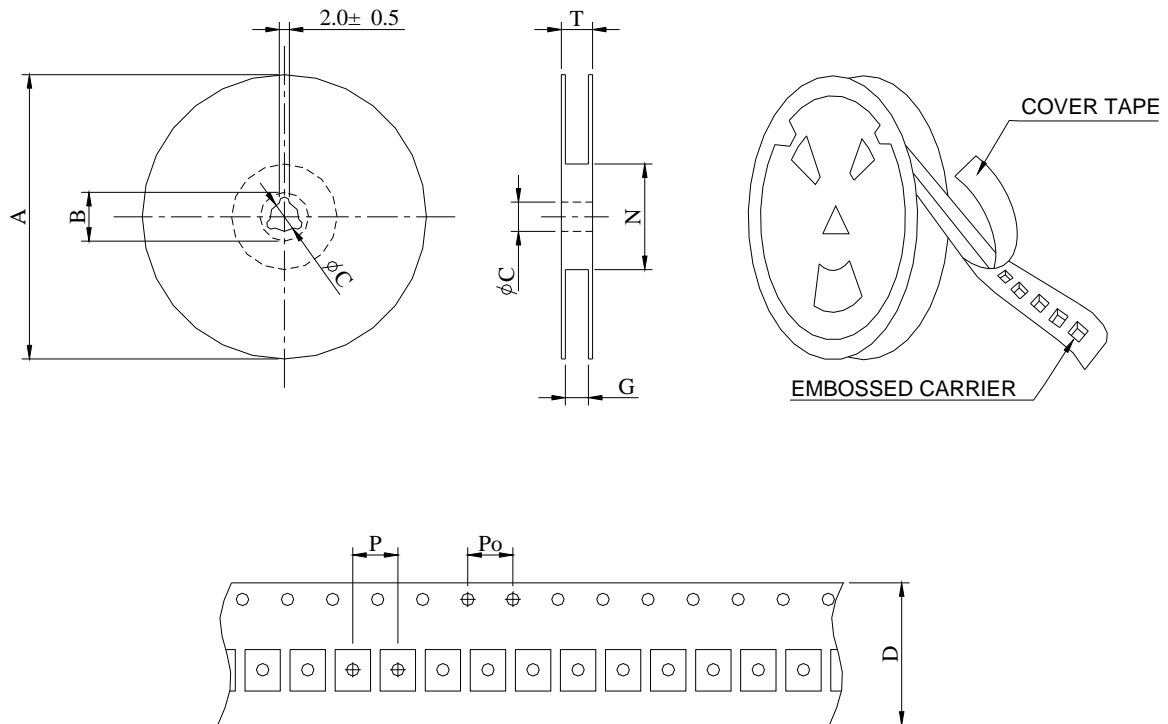
PART NUMBER	WINDING TURNS	OPERATING FREQUENCY RANGE (MHz)	INSERTION LOSS (dB)	PIN CONNECTION Fig.
Double Balanced Mixer				
SRIDB4432-1007A-LF	2	25MHz~2000MHz	3	1
SRIDB4432-1009A-LF	3	6MHz~2000MHz	3	1
SRIDB4432-1006A-LF	3	150MHz~2300MHz	3	1
SRIDB4432-1010A-LF	4	3.5MHz~2000MHz	3	1
SRIDB4432-1018A-LF	5	2MHz~2000MHz	3	1
Frequency Mixer				
SRIDB4432-1025A-LF	1	—	—	2
SRIDB4432-1019A-LF	2	8MHz~750MHz	3	2
SRIDB4432-1026A-LF	3	3.5MHz~700MHz	3	2
Balun Transformer				
SRIDB4432-1021A-LF	1.5	20MHz~750MHz	3	3
SRIDB4432-1022A-LF	2.5	4.5MHz~3300MHz	3	3
SRIDB4432-1023A-LF	3.5	2.3MHz~2700MHz	3	3
SRIDB4432-1024A-LF	4.5	1.5MHz~2400MHz	3	3
Distributor				
SRIDB4432-1079A-LF	2	1300MHz~1700MHz	IN to OUT-1,2 4.5dB Max.	4
SRIDB4432-1076A-LF	3	800MHz~1000MHz	OUT-1 to OUT-2 (ISOLATION) 15dB Min.	4

SRIDB4432 SERIES ~ Balun Transformers



RoHS Compliant

PACKAGING SPECIFICATION



SERIES	STAYLE	Q' TY (PCS)	DIMENSIONS (m/m)								
			A	B	C	D	G ⁺⁰	N ⁰	P	Po	T
SRIDB4432	330	2,000	330				12.5	100	8	4	