

MM2012M SERIES ~

Multilayer Ferrite Chip Common Mode Choke



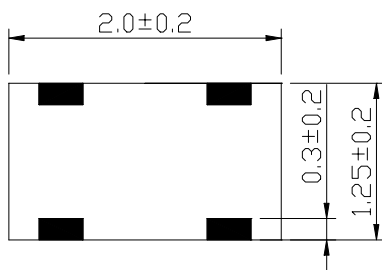
PART NUMBERING SYSTEM

MM	2012M	—	900	—	LF
TYPE	DIMENSIONS		IMPEDANCE		LEAD FREE

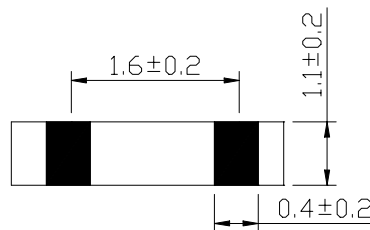
SHAPES AND DIMENSIONS

UNIT : mm

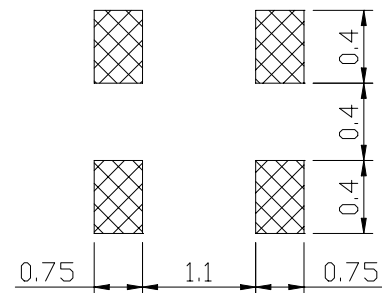
TOP VIEW



FRONT VIEW



PCB PATTERN



FEATURES

- The MM2012M series is effective for common mode noise suppression in digital equipment which causes Radiation from cables .
- Suitable for differential signal line like IEEE1394 , USB2.0 and LDVs .
- Low profile and low leakage flux due to monolithic structure enables high-density mounting .
- The nickelbarrier structure of the external electrodes provides excellent solder heat resistance .

APPLICATION

- Prevention of common mode noise on signal line in personal computers, computer built in equipment , Facsimiles , digital telephones , etc.

MM2012M SERIES ~

Multilayer Ferrite Chip Common Mode Choke



PART NUMBER	IMPEDANCE @100MHz (Ω)	DCR (Ω) (Max.)	Rated Current Max. (mA)	Rated Voltage (V)	Insulation Resistance (mΩ) (Min.)
MM2012M-900-LF	90±25%	1.00	400	10	200
MM2012M-121-LF	120±25%	1.20	300	10	200
MM2012M-181-LF	180±25%	1.40	300	10	200

- Operating temperature range -40°C to +85°C
- Electrical specifications at 25°C.
- Packing : 7" reel, machine-ready ,embossed plastic tape (3,000 parts per full reel).

IMPEDANCE ANALYZER (IMPDEANCE VS FREQUENCY)

