

## AC Line Filters – Common Mode Choke Coil

### UT20LF SERIES

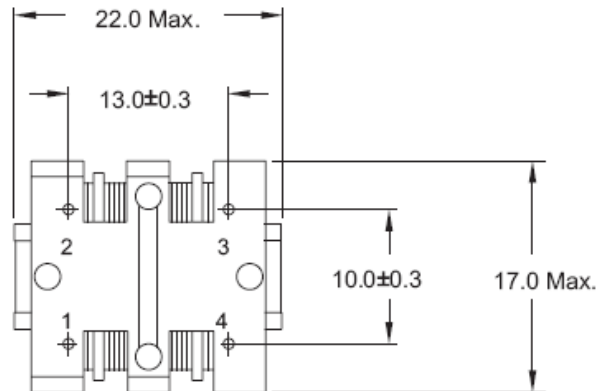
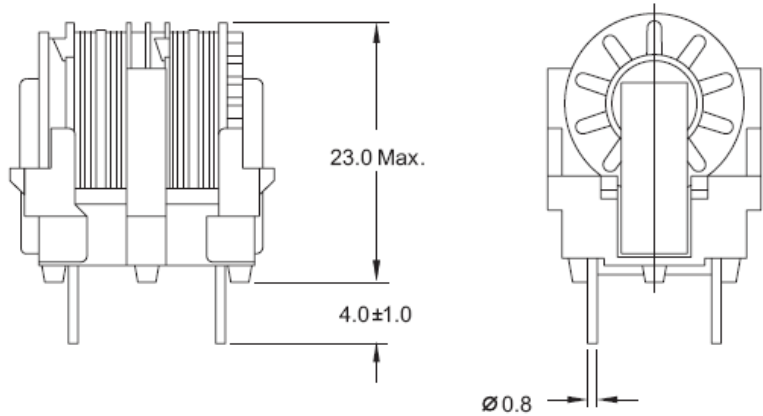


#### PART NUMBERING SYSTEM

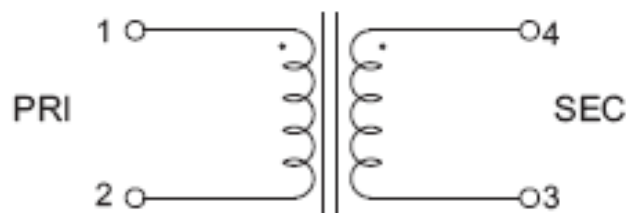
<b>UT</b>	<b>20LF</b>	—	<b>3 3 3</b>	—	<b>LF</b>
TYPE	DIMENSIONS		IMPEDANCE		LEAD FREE

#### SHAPES AND DIMENSIONS

UNIT : mm



#### Schematic :



# AC Line Filters – Common Mode Choke Coil

## UT20LF SERIES



RoHS Compliant

### ELECTRICAL CHARACTERISTICS :

PART NUMBER	Common Mode Inductance ( mH )	RATED CURRENT (Aac)	DCR mohm ( V )	INSULATION RESISTANCE ( M ohm )
UT20LF-122-LF	1.20min.	2.0	105	100min.
UT20LF-182-LF	1.80min.	1.7	155	100min.
UT20LF-302-LF	3.00min.	1.3	255	100min.
UT20LF-402-LF	4.00min.	1.1	330	100min.
UT20LF-502-LF	5.00min.	0.9	410	100min.
UT20LF-702-LF	7.00min.	0.8	580	100min.
UT20LF-902-LF	9.00min.	0.7	745	100min.
UT20LF-103-LF	10.50min.	0.6	990	100min.
UT20LF-133-LF	13.00min.	0.55	1110	100min.
UT20LF-163-LF	16.00min.	0.5	1400	100min.
UT20LF-223-LF	22.00min.	0.4	1890	100min.
UT20LF-333-LF	33.00min.	0.3	2870	100min.

- 1) Test Frequency : 40KHZ / 1V
- 2) Operating Temperature Range : -40°C to + 85 °C range is application specific.
- 3) Winding Temperature Rise (at Rated Current) : 60K max.
- 4) Packaging : Supplied in bulk packaging.