

# SBS10145SERIES ~ Shielded SMD Power Inductors



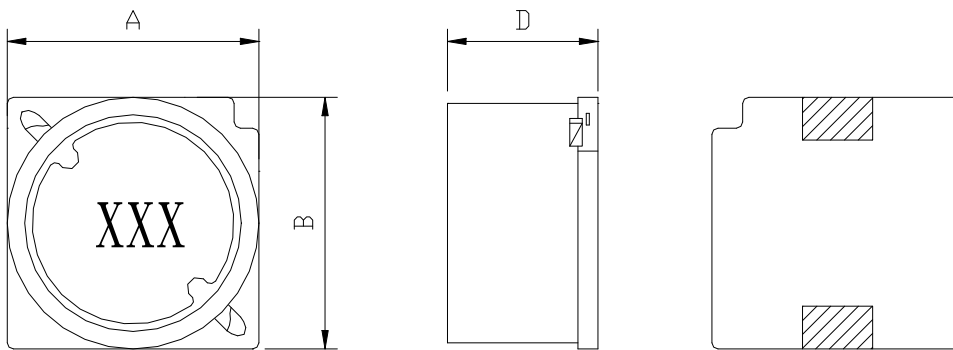
RoHS Compliant

## PART NUMBERING SYSTEM

<b>SBS</b>	<b>10145</b>	<b>—</b>	<b>330M</b>	<b>—</b>	<b>LF</b>
TYPE	DIMENSIONS		INDUCTANCE		LEAD FREE

## SHAPES AND DIMENSIONS

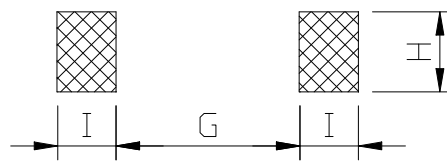
UNIT : mm



**A=10.4 Max. B=10.4 Max. D=4.8 Max.**

## RECOMMENDED PATTERNS

UNIT : mm



**G=5.6 H=3.2 I=2.5**

## FEATURES

- Magnetically shielded construction
- Suitable for large current
- Ideal for a variety of DC-DC converter inductor applications .
- RoHS compliant .

## SBS10145SERIES ~ Shielded SMD Power Inductors



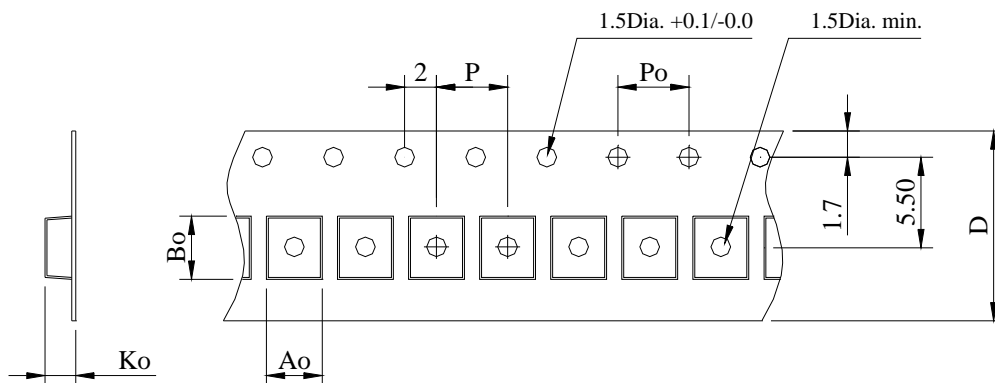
RoHS Compliant

### SPECIFICATION TABLE

PART NUMBER	INDUCTANCE ( $\mu$ H)	DCR ( $\Omega$ ) (Max.)	Isat (A) ( Max. )	Irms (A) ( Max. )	TEST FREQ. ( f )
SBS10145-3R3N-LF	3.3 $\pm$ 30%	0.0193	4.9	3.7	1KHz
SBS10145-5R6M-LF	5.6 $\pm$ 20%	0.0264	3.8	3.2	1KHz
SBS10145-100M-LF	10 $\pm$ 20%	0.0436	3.0	2.5	1KHz
SBS10145-150M-LF	15 $\pm$ 20%	0.0566	2.4	2.2	1KHz
SBS10145-220M-LF	22 $\pm$ 20%	0.0709	2.1	1.9	1KHz
SBS10145-330M-LF	33 $\pm$ 20%	0.0978	1.6	1.7	1KHz
SBS10145-470M-LF	47 $\pm$ 20%	0.120	1.4	1.5	1KHz
SBS10145-680M-LF	68 $\pm$ 20%	0.168	1.2	1.3	1KHz
SBS10145-101M-LF	100 $\pm$ 20%	0.240	1.0	1.1	1KHz
SBS10145-151M-LF	150 $\pm$ 20%	0.420	0.79	0.81	1KHz
SBS10145-221M-LF	220 $\pm$ 20%	0.564	0.65	0.80	1KHz
SBS10145-331M-LF	330 $\pm$ 20%	0.816	0.54	0.58	1KHz
SBS10145-471M-LF	470 $\pm$ 20%	1.236	0.47	0.47	1KHz
SBS10145-681M-LF	680 $\pm$ 20%	1.92	0.38	0.38	1KHz
SBS10145-102M-LF	1000 $\pm$ 20%	3.36	0.32	0.29	1KHz
SBS10145-152M-LF	1500 $\pm$ 20%	4.08	0.22	0.26	1KHz

- Isat : DC current at which the inductance drops 30% (typ) from its value without current.
- Irms: The actual current when temperature of coil becomes  $\Delta 40^{\circ}\text{C}$ . ( Ta=+25 $^{\circ}\text{C}$  )
- Operating temperature range -40 $^{\circ}\text{C}$  to +125 $^{\circ}\text{C}$

### PACKAGING SPECIFICATION



STAYLE	Q' TY (PCS)	DIMENSIONS (m/m)					
		Ao	Bo	Ko	P	Po	D $\pm$ 0.3
13"	900	10.70	10.70	5.30	8.00	4.00	12.0