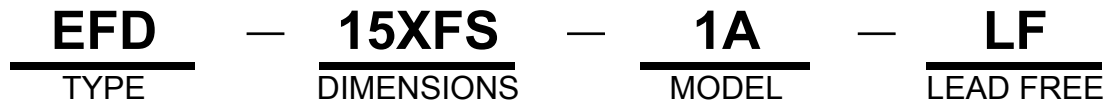


CCFL Transformers ~ EFD15XFS-LF SERIES

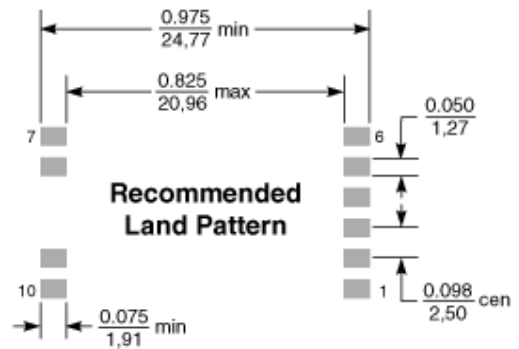
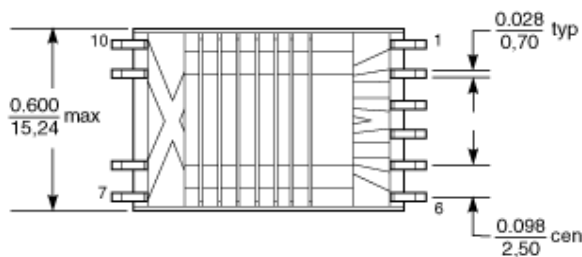
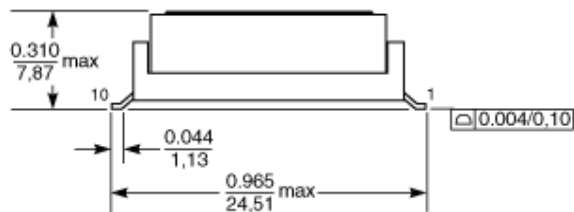


RoHS Compliant

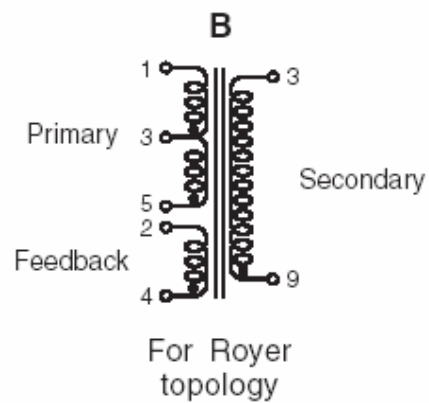
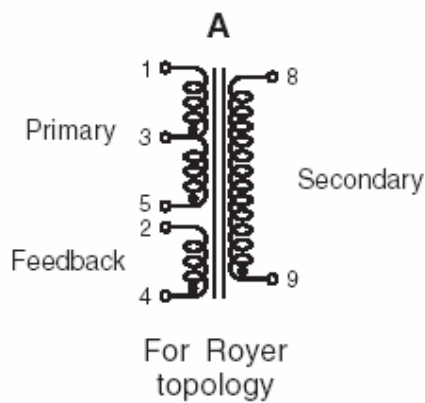
PART NUMBERING SYSTEM



SHAPES AND DIMENSIONS



SCHEMATIC



CCFL Transformers ~ EFD15XF-LF SERIES

FEATURES

- * Designed for Cold Cathode Fluorescent Lamp power supplies at operating frequencies up to 100 kHz.
- * Output power from 3.5 to 6.0 Watts
- * 1500 Vrms isolation between primary and secondary and from all windings to core
- * Four different SMT packages
- * Designs for Royer and flyback topologies
- * Package 3 provides in-board mounting for height restricted designs
- * RoHS-compliant. 260°C compatible.

ELECTRICAL CHARACTERISTICS :

Part numbers	Schem	Turns ratio		Output (watts)	L(uH) Normal	I Max. Sec(A)	Vrms		Vinst Max.		DCR ohm (Max.)		
		pri : sec	pri : fb				pri	sec	pri	sec	pri	sec	fb
EFD15XF-1A-LF	B	1:6.7	1:0.19	6	43	0.005	22	1600	25	2000	0.220	285	0.01
EFD15XF-1B-LF	A	1:6.7	1:0.19	6	43	0.005	23	1600	29	2000	0.220	285	0.01
EFD15XF-1C-LF	A	1:100	1:0.25	6	19	0.005	16	1600	20	2000	0.190	285	0.01
EFD15XF-1D-LF	A	1:50	1:0.14	6	44	0.007	32	1600	40	2000	0.220	160	0.01
EFD15XF-2E-LF	A	1:125	1:0.38	6	20	0.007	12	1600	16	2000	0.160	330	0.01
EFD15XF-2F-LF	B	1:67	1:0.19	6	48	0.011	23	1600	29	2000	0.160	176	0.01
EFD15XF-2G-LF	A	1:67	1:0.19	6	50	0.011	23	1600	29	2000	0.160	176	0.01
EFD15XF-2H-LF	A	1:86	1:0.21	6	31	0.011	18	1600	23	2000	0.132	176	0.01
EFD15XF-3I-LF	A	1:100	1:0.25	6	22	0.011	16	1600	20	2000	0.132	176	0.01
EFD15XF-3J-LF	A	1:93	1:0.25	4.5	40	0.011	17	1600	21	2000	0.175	675	0.05

- 1) Inductance is measured across both halves of the primary
- 2) Ambient temperature range: -40°C to +85°C
- 3) Storage temperature range: Component: -40°C to +85°C
- 4) Vrms : continuous voltage
- 5) Vinst : instantaneous voltage at startup .
- 6) Electrical specifications at 25°C.